



RYA DAY SKIPPER SAILING PRACTICAL COURSE DETAILS

Course Summary

Approximately 40 hours of student/instructor contact time over 5 days. Entire course on board our training yacht including accommodation.

Basic Details

Location	Building 11 Shamrock Quay (see map below) William Street, Southampton SO14 5QL
Start Time	Registration 9.00-9.20am - Course Start 9.30am
Finish Time	Approximately 4.00pm on final day
Duration	5 Day
Lower Age Limit	16 Years
Car Parking	Free On Site (see map below)

Pre Course Preparation & Requirements

Theory knowledge to the level of RYA Day Skipper Theory. Practical sailing experience far beyond RYA Competent Crew including tidal sailing.

Recommended Publications

RYA Yachtmaster Logbook G158 - From Your RYA Competent Crew course.

Course Content

Preparation for sea, deck work, navigation, pilotage, meteorology, rules of the road, maintenance and repair work, engines, victualling, emergency situations, yacht handling under power, yacht handling under sail, passage making, night cruising.

Ability After Course

Able to skipper a cruising yacht by day in familiar waters and fair weather.

Certification

This course is not examined. Our instructor will be assessing your skills as you complete each section of the course. If the instructor decides you have met the standard required an RYA course completion certificate will be issued to you that requires a passport sized photograph. **Please bring a photograph with you.**

On successful completion of this course you may be able to apply for the ICC for a sailing vessel, conditions do apply. [Apply here.](#)

Accommodation

Accommodation is included for the duration of the course onboard the training yacht. You will need a double base sheet, pillow and either a sleeping bag or duvet.

Clothing & Equipment

Your course is conducted mostly at sea, so the correct clothing is important. We provide a specialist waterproof jacket and trouser set, but you need to bring the following :-

Footwear: Boating boots or shoes are ideal, but not essential. Trainers or soft soled boots work well. Have a change of footwear as you will get wet feet at sea.

<http://www.force4.co.uk/departments/clothing/footwear.html>

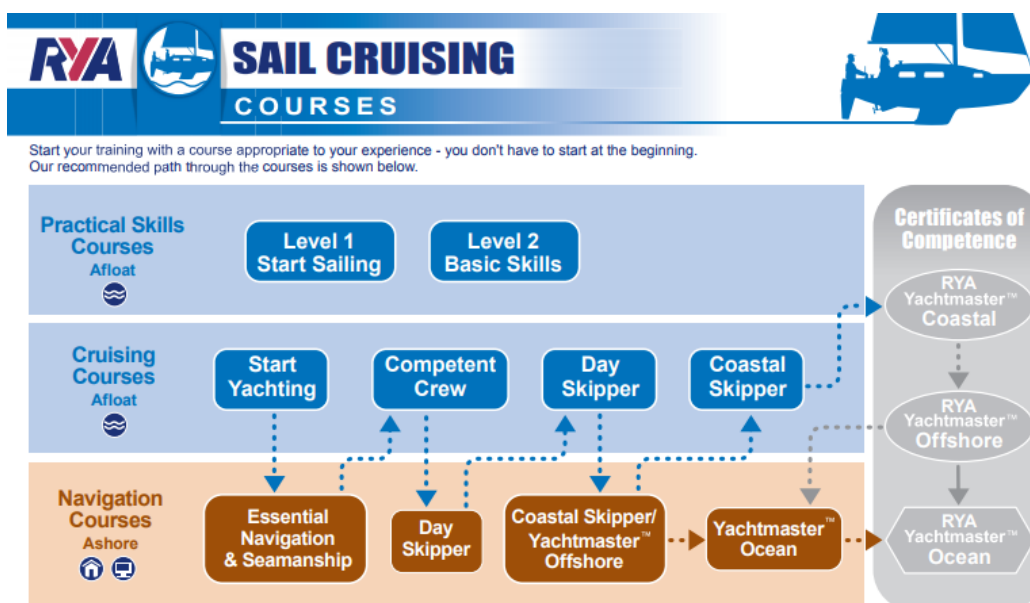
Inner Layers: Several layers work better than a single thick layer. Have several changes of clothes in case you do get wet and to last the duration of the course. Depending on the time of year you might want to consider bringing gloves, a hat, sunglasses and sun cream. Each overnight stop will have shower facilities, so do bring a towel etc as you will have been exposed to seawater.

Food

Breakfast & lunch is provided by SBT on this course. We also provide snacks including crisps, biscuits, tea & coffee. The evening meal is usually taken ashore each night and is at the student's own cost.

Our full menu is [detailed here](#) with more details for students with dietary needs.

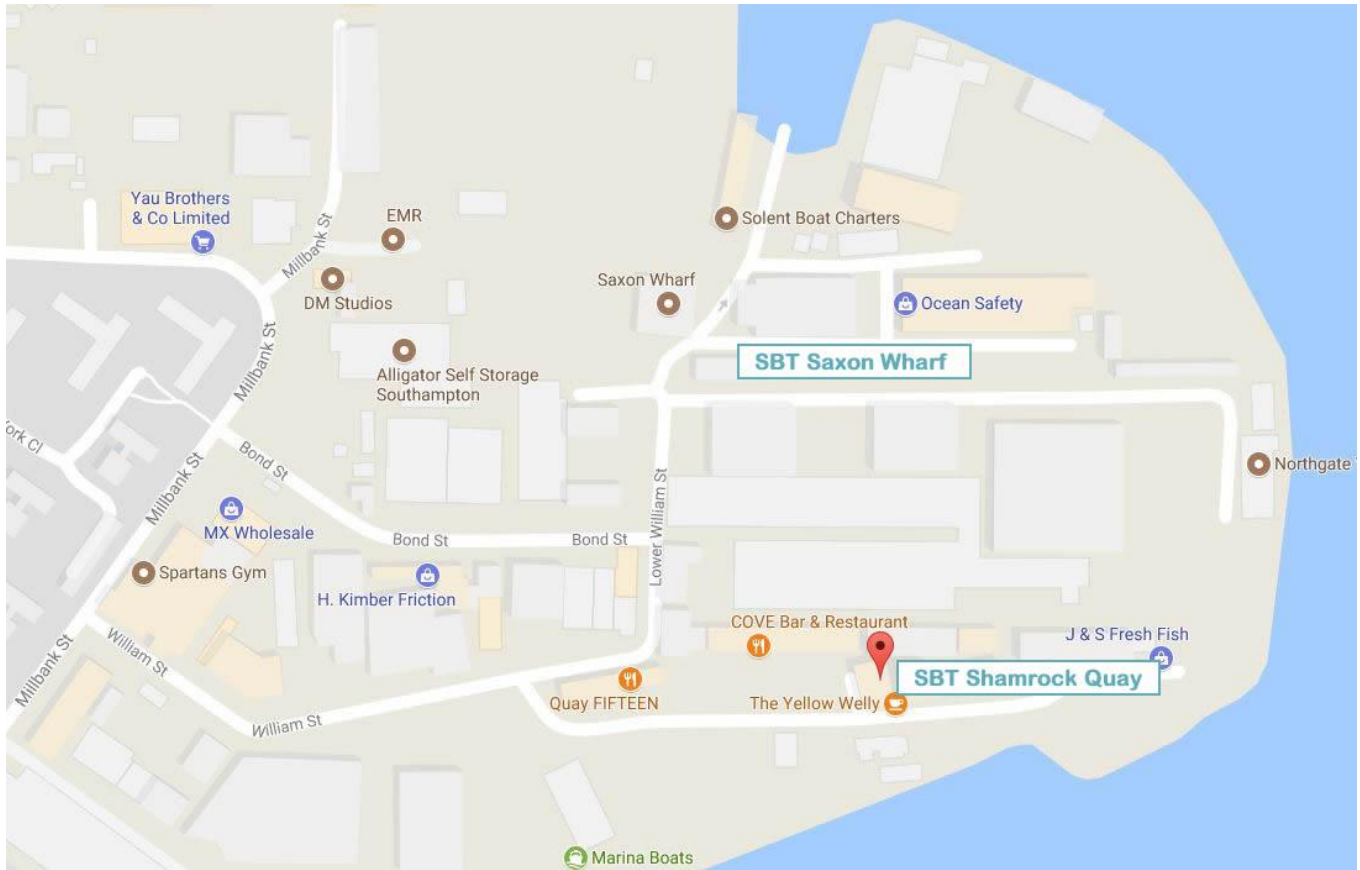
Course Ladder



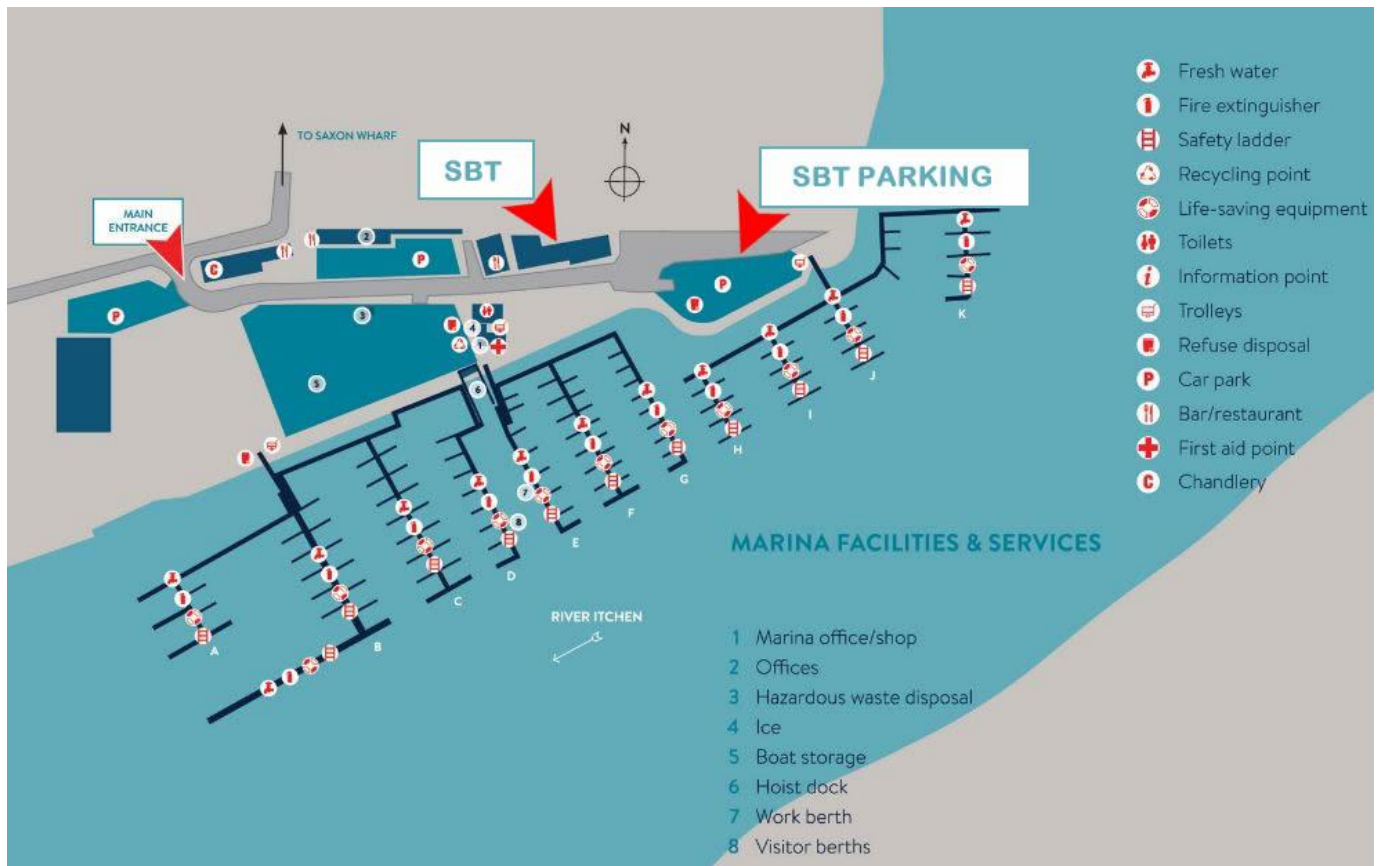
Directions To Our Training Centre

By Train: We are about 1.5 miles from Southampton centre railway station.

By Car: Our address is above, the maps below will help you find our centre.



Shamrock Quay, William Street, Southampton, SO14 5QL



Car Parking

All visitors to Shamrock Quay are allowed 3 hours of free car parking. For students of Solent Boat Training to gain free parking for the duration of their course they must register their car number plate at the marina reception which is directly opposite our building within the marina complex. Failure to do so will result in a parking fine, which we have no means of overturning.