



## **RYA POWERBOAT LEVEL 2 COURSE DETAILS**

### **Course Summary**

Approximately 14 hours of tuition over 2 consecutive days. About 4 hours in our classrooms and 10 hours at sea.

### **Basic Details**

Location	Building 11 Shamrock Quay (see map below) William Street, Southampton SO14 5QL
Start Time	Registration 9.00-9.20am - Course Start 9.30am
Finish Time	Approximately 5.00pm
Duration	2 Consecutive Days
Lower Age Limit	12 Years
Car Parking	Free On Site (see map below)

### **Pre Course Preparation & Requirements**

No pre-course reading or prior experience is required.

### **Recommended Publications**

RYA Start Powerboating G48 ( Included In Course Fee ).

### **Course Content**

Launching and recovery, boat handling, securing to a buoy, anchoring, leaving and coming alongside, man overboard and more.

### **Ability After Course**

Self-sufficient power boater in the right conditions, aware of own limitations and those of craft.

### **Certification**

This course is not examined. Our instructor will be assessing your skills as you complete each section of the course. If the instructor decides you have met the standard required an RYA course completion certificate will be issued to you that requires a passport sized photograph. **Please bring a photograph with you.**

On successful completion of this course you may be able to apply for the ICC for powered under 10m, conditions do apply. [Apply here.](#)

## Accommodation

Accommodation can be booked for the middle night of the course only via our website. You must bring a double base sheet, sleeping bag or duvet and pillow. Don't forget your wash kit as our marina has excellent shower/toilet facilities.

<https://www.solentboattraining.co.uk/onboard-accommodation>

## Clothing & Equipment

Your course is conducted mostly at sea, so the correct clothing is important. We provide a specialist waterproof jacket and trouser set, but you need to bring the following :-

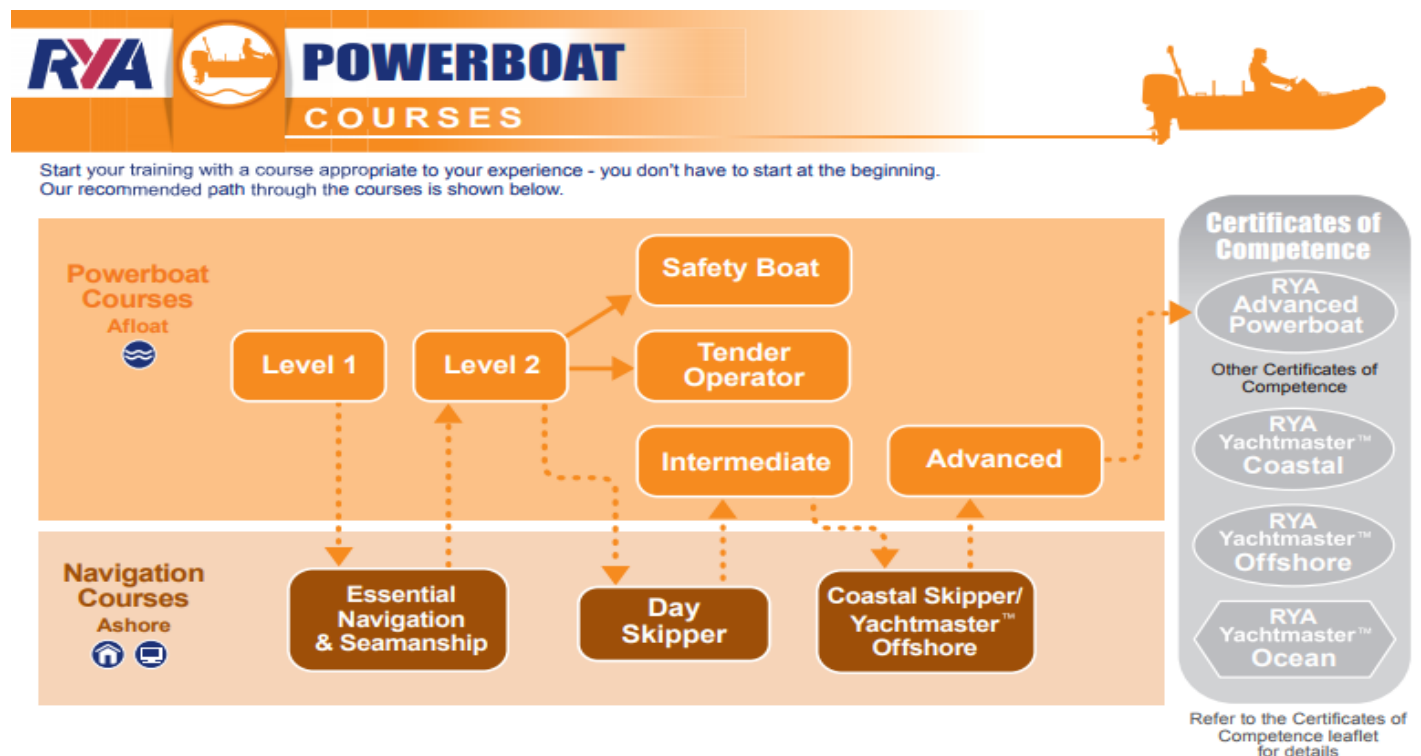
**Footwear:** Boating boots or shoes are ideal, but not essential. Trainers or soft soled boots work well. Have a change of footwear in case you get wet feet at sea. <http://www.force4.co.uk/departments/clothing/footwear.html>

**Inner Layers:** Several layers work better than a single thick layer. Have several changes of clothes in case you do get wet and to last the duration of the course if you're not returning home each night. Depending on the time of year you might want to consider bringing gloves, a hat, sunglasses and suncream.

## Food

No food is provided by SBT on this course. A café is located within the marina complex, but **please ensure you have a lunch pack** with you as you arrive on the first day of your course.

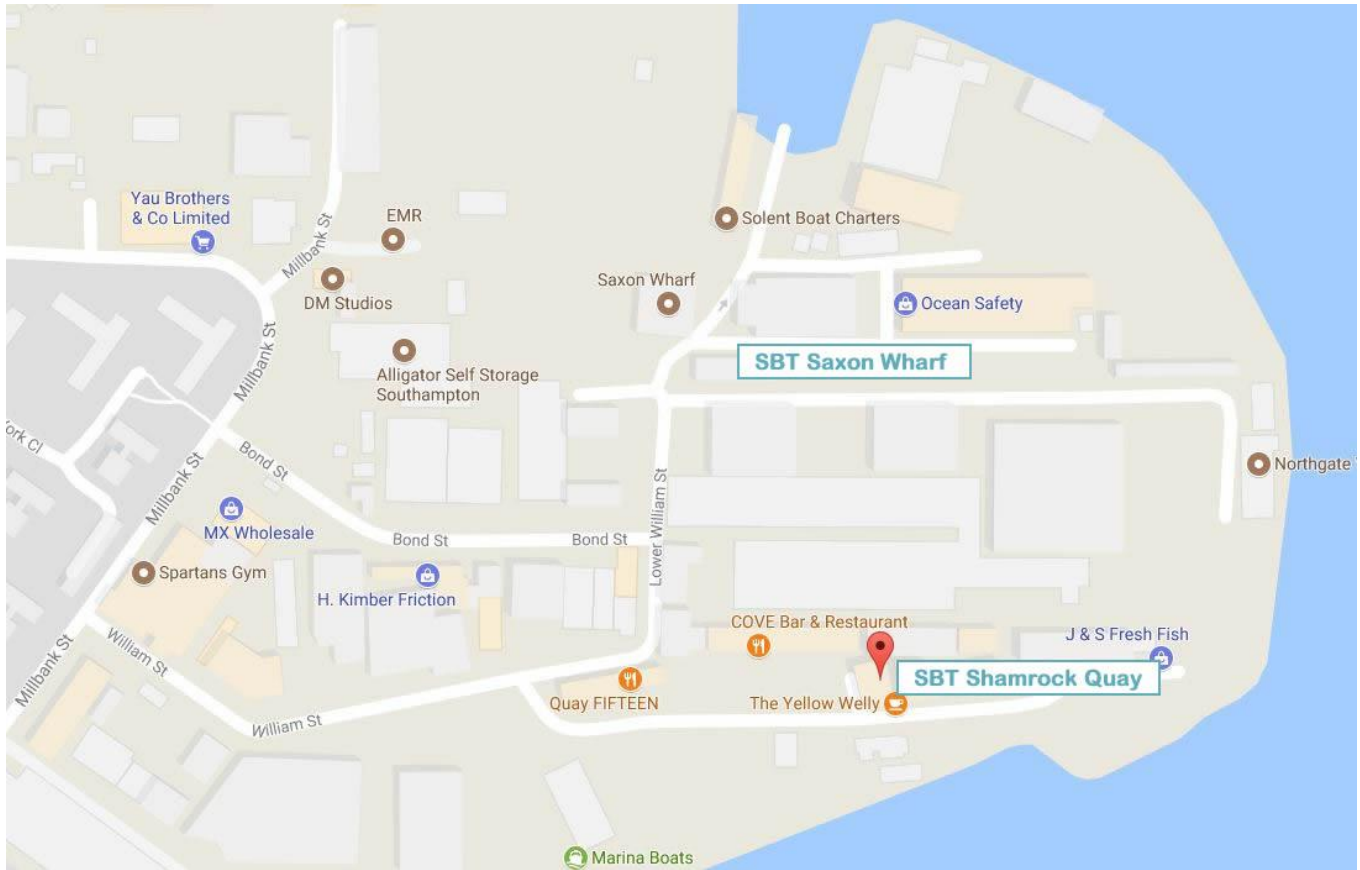
## Course Ladder



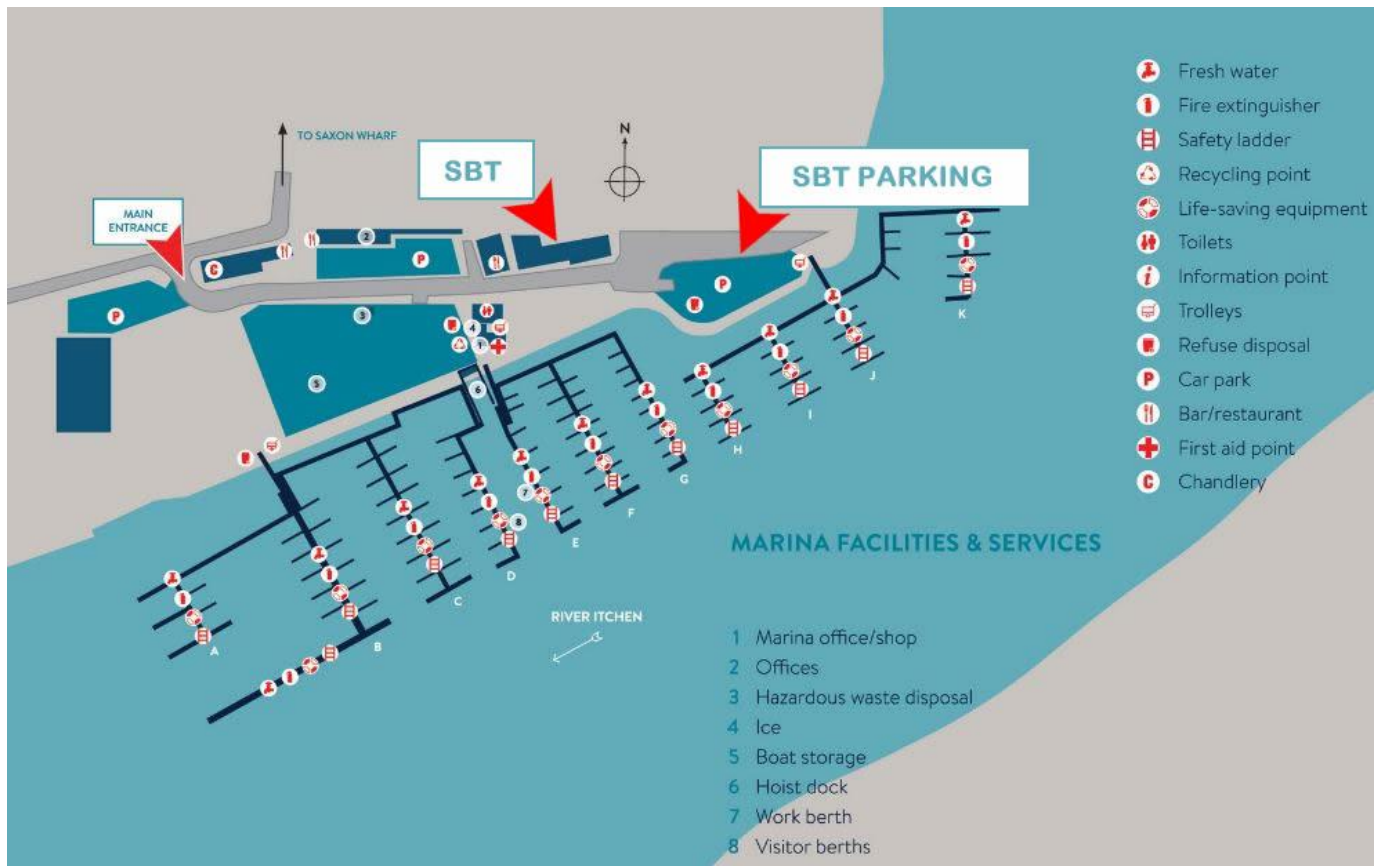
# Directions To Our Training Centre

By Train: We are about 1.5 miles from Southampton centre railway station.

By Car: Our address is above, the maps below will help you find our centre.



**Shamrock Quay, William Street, Southampton, SO14 5QL**



## **Car Parking**

All visitors to Shamrock Quay are allowed 3 hours of free car parking. For students of Solent Boat Training to gain free parking for the duration of their course they must register their car number plate at the marina reception which is directly opposite our building within the marina complex. Failure to do so will result in a parking fine, which we have no means of overturning.